

Graduate School Admissions and GRE* Strategy Sheet

Graduate schools consider several key factors when evaluating your application. Make sure that you know all of the criteria, including the impact of your GRE score. With Kaplan's help, you can score higher on the GRE and submit an outstanding application.

Admissions Factors

Academics

- 1 GPA & Transcript
- 2 GRE Score

Experience

- 3 Experience & Activities

Personal Characteristics

- 4 Essay/Personal Statement
- 5 Letters of Recommendation
- 6 Interviews

The Details

- 7 Applications

Understanding the GRE

Format: Computer Adaptive

Quantitative Section

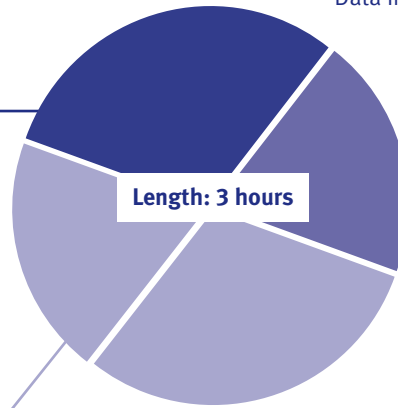
Questions: 28 questions
Time: 45 minutes
Question Types: Problem Solving, Quantitative Comparison, Data Interpretation

Verbal Section

Questions: 30 questions
Time: 30 minutes
Question Types: Reading Comprehension, Analogies, Antonyms, Sentence Completions

Analytical Writing Assessment Section

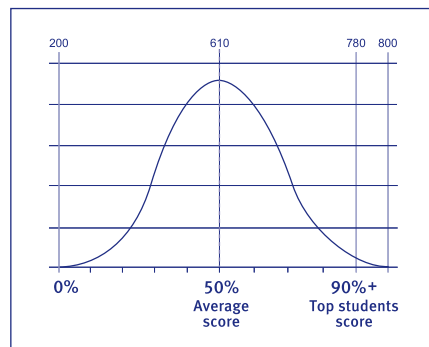
Questions: Two essays
Time: One 30-minute and one 45-minute section
Question Types: Analyze an Argument, Present Your Perspective on an Issue



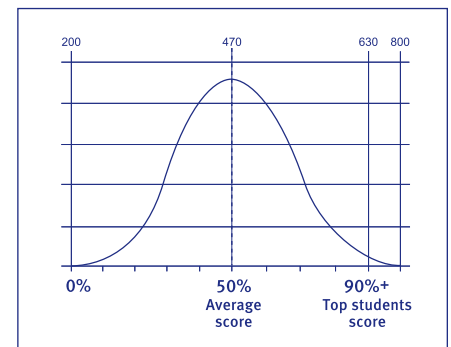
The Scoring Scale[†]

Percentile	Quantitative	Verbal
50 th	610	470
80 th	740	570
90 th	780	630
99 th	800	740

QUANTITATIVE PERCENTILE CURVE:



VERBAL PERCENTILE CURVE:



To register for the GRE, visit gre.org or call 1-800-GRE-CALL.

[†]Source: GRE.org 2007

Planning Ahead: Admissions Checklist

Use the checklist below as you are going through the graduate school admissions process to make sure you are on track to hit application deadlines.

18 TO 12 MONTHS BEFORE THE START OF SCHOOL

Your Target Graduate Schools

#1: School Research Phase	School Name	Average GRE Scores (Math and Verbal)	Application Deadlines
<input type="checkbox"/> Take a free Kaplan practice test <input type="checkbox"/> Gather school information <input type="checkbox"/> Develop a target school list			

18 TO 12 MONTHS BEFORE THE START OF SCHOOL

What is the Right Prep for You?

#2: Prepare For and Take the GRE

- Register for the GRE
- Enroll in a Kaplan course
- Take the GRE

- Do you learn better one-on-one or in groups?
- What schedule works for you?
- Are you planning to take a GRE Subject Test?

15 TO 9 MONTHS BEFORE THE START OF SCHOOL

#3: Develop Your Applications

- Consider working with a Kaplan Admissions Consultant
- Request transcripts from schools
- Write your application essays
- Set deadlines with recommenders
- Complete and submit applications and any supplemental materials
- Investigate financial aid options

Only Kaplan Offers Complete GRE Prep

- ✓ **Realistic Practice**
No one prepares you better for Test Day with 6 computer-adaptive practice tests, providing you with the realistic practice you need to maximize your GRE score. Now featuring Smart Reports—advanced computer analysis and cumulative feedback.
- ✓ **Expert Instructors**
Top scoring and expertly trained so you get the most from your GRE course.
- ✓ **Quality Study Materials**
Based on your personalized performance-based study plan, use your comprehensive study kit and online resources to maximize your study time and results.
- ✓ **Higher GRE Score Guaranteed**
You will score higher—guaranteed or your money back!†

...and expert guidance on your applications. Our Admissions Consulting team can help you choose the right schools, write your essays, and prep for interviews.

10 TO 5 MONTHS BEFORE THE START OF SCHOOL

#4: Once You've Submitted Your Applications

- Schedule interviews if applicable
- Visit campuses
- If wait-listed, send in additional information



Call or visit us online for more information.

1-800-KAP-TEST | kaptest.com/gre

*GRE is a registered trademark of the Educational Testing Service. †Conditions and restrictions apply. For complete guarantee eligibility requirements, visit kaptest.com/hsg. The Higher Score Guarantee applies only to Kaplan courses taken and completed within the United States, Puerto Rico, Canada, Mexico, the United Kingdom, and France.